

## Warning

This product contains a material that is known by the State of California to cause birth defects or reproductive harm.

### WARNING: FLAMMABLE. VAPOR HARMFUL.

Contains Toluene and Petroleum Distillates. Keep away from heat, sparks and open flame. Avoid contact with eyes and prolonged contact with skin. Use with adequate ventilation. Avoid breathing vapors. Do not take internally. See MSDS for details.

**FIRST AID:** In case of eye contact, flush with water for 15 minutes. If irritation persists, get medical attention. In case of skin contact, use orange or citrus-based cleaners and then wash thoroughly with soap and water. If swallowed, do not induce vomiting. Call a physician immediately.

**Keep Out of Reach of Children.**

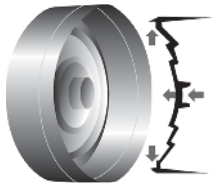
## Warranty

Limited Lifetime Warranty: Sashco warrants this product will substantially meet published specifications on the date of sale. If it fails to do so, return unused portion with original sales receipt for replacement or refund, at Sashco's sole option. These are purchaser's sole and exclusive remedies for any breach of warranty. Purchaser must determine suitability of product for purchaser's specific needs and assumes all risk associated with its use. Sashco will not be liable for direct or indirect damages.

Except as stated above there are no warranties for this product. The foregoing express warranty is in lieu of all other warranties, express or implied, including without limitation implied warranties of merchantability or fitness for a particular purpose, which warranties are specifically excluded and disclaimed. This Limited Warranty gives you specific legal rights. You may have other rights which vary from state to state. Some states do not allow exclusion of implied warranties in consumer or other sales, limitations on the duration of implied warranties, or exclusion or limitation of incidental or consequential damages. Thus, the limitations or exclusions contained above may not apply to you depending upon your specific circumstances.

## Alyster Plunger

**10.5 cartridges come with Sashco's unique Alyster plunger.** A flexible telescopic diaphragm not only stops material flow, it actually pulls material back into the nozzle!



- **Tight Seal** – Increases shelf life and minimizes leakage.
- **Stop Flow** – The flexible telescopic diaphragm assures that material flow will stop when caulk gun pressure is released.

## Typical Properties

PROPERTY	VALUE
Colors	Clear & White
Packaging	10.5 oz. plastic cartridges, 5 oz. squeeze tubes
Paintability	With latex paint/stain after 24-48 hours or oil-base paint/stain after 3-4 weeks
Joint Size	Maximum 2"
Clarity (NTU)	< 13
Radon Barrier	Stops 94%
Application Range	0°F to 120°F (-18°C to 49°C) surface temperature
Service Range	-30°F to 200°F (-34°C to 93°C)
Freeze-thaw Stability	Won't freeze
Tensile Properties	Recovery at 50% stretch: 96% in 1 minute Recovery at 100% stretch: 96% in 1 minute
VOC	Clear & White: 384 -395 g/L (Clear is VOC exempt in all 50 states and Canada) Low VOC White: 40.7 g/L, < 4% by weight

### TEST DATA:

PROPERTY	RESULTS	TEST METHOD
Durability	25% total joint movement (10 cycles @ -15°F/-26°C)	ASTM C719
Hardness, Shore A	25 (21-day cure)	ASTM C661
Slump	< 1/8"	ASTM D2202
Solids	55.9% by weight	ASTM C1250
Extrusion Rate	80 g/min (1/8" orifice at 40 psi)	ASTM C603
Cured	1 week (dependent on temperature, humidity and bead size/thickness)	ASTM C679
Tack-free	Less than 30 minutes	ASTM C679
Low Temp. Flexibility	Pass (not artificially weathered)	ASTM C734
Adhesion-in-peel Passing Substrates	See "ADHERES TO" section	ASTM C794

### SPECIFICATIONS:

- Meets FHA requirements.

The data reported here are believed to be reliable. No warranty is made concerning their accuracy or the results obtained from their use.

LXL 002 12-14

The Tough Elastic Sealant for Every Job

# Lexel®

Sticks to Almost Anything\*

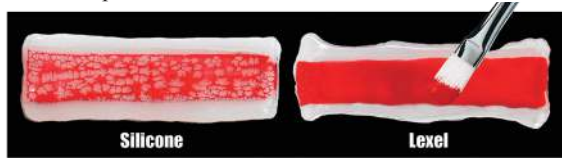


# Why Use Lexel?

## Lexel Out-Performs Silicone

**Adhesion:** Lexel sticks better to a wider variety of surfaces.

**Paintability:** Lexel truly is paintable with both latex and oil-based paints.



**Elasticity:** Lexel can handle joint movement up to 400% more than silicone.

**Won't "zipper":** Lexel won't tear out of a joint like silicone.

**Tougher:** You can scrub Lexel with cleansers and scouring pads, unlike silicone.

**Easy repairs:** Lexel actually sticks to itself, making repairs easy.

**Applies easily to wet or dry surfaces:** Silicones can't do this, especially on damp wood surfaces.

**Great packaging:** Lexel's handy gauge printed on the side lets you determine how many "caulking feet" of Lexel remain.

**Clarity:** 19 times clearer than silicone.



# Where to Use Lexel

Use Lexel just about anywhere, including:

- Anywhere for an airtight seal
- Kitchen and bathroom fixtures, countertops and backsplashes
- Sealing wallpaper edges to prevent curling
- Trim - Clear Lexel allows the trim to show through, so no ugly caulk lines
- Around windows, doors, thresholds, sills, siding, vents, pipes and air conditioners
- Duct work
- Ideal for use indoors or outdoors



# Adheres To

Most building materials including: (all conform to ASTM C794)

## Metals

- Aluminum
- Brass
- Steel
- Copper
- Silver

## Plastics

- ABS
- Vinyl
- Nylon
- Fiberglass
- PVC
- Acrylic Sheet
- Lexan®\*
- Plexiglass
- Polycarbonate

## Other Surfaces

- Asphalt
- Stone
- Ceramics
- Concrete
- Drywall
- Formica®\*
- Glass
- Stucco
- Porcelain
- Thinset
- Wood
- EIFS
- Alkyd Stain
- Corian®
- Brick
- Cloth/Canvas
- Cement
- Mortar
- Fiber Cement

\* Corian®, Lexan® and Formica® are registered trademarks of their respective owners.

# Where Not to Use Lexel

- In/around aquariums
- With polystyrene insulation or foam
- Containment applications
- Plastics not listed should be tested for compatibility before widespread use
- Will not adhere to or is incompatible with Aquaseal®\*, Kynar®\*, Teflon®\*, polypropylene, polyethylene, silicone, and waxes
- Contact Sashco Customer Service at 800-767-5656 for specific guidance if using in a containment application

\* Lexan®, Kynar®, Aquaseal® and Teflon® are registered trademarks of their respective owners.

# Before You Start: Good Tips to Know

- Lexel can be applied in extreme temps (down to 0°F and up to 120°F). Be aware that large beads applied in hot weather (above 95°F) may exhibit slight bubbling. For best results, apply out of direct sunlight.
- Lexel cures by solvent evaporation. Lower temperatures, higher humidity and bead size can extend cure time.
- Do not apply to frosty or icy surfaces. To remove frost, wipe down the surface with rubbing alcohol.
- If using indoors, make sure the room is well-ventilated.
- To ease gunning in cold weather, keep warm until use.
- Natural shrinkage may give some joints a concave appearance. Multiple applications may be needed to fill the joint flat.

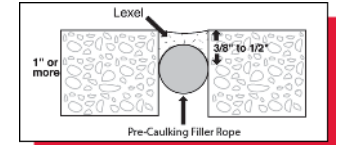
# Application Steps

## Substrate/Surface Prep

- If dirt or oils are present, use any household cleaner to remove and allow to dry.
- Cut away any loose materials or old caulking. Any existing silicone should be completely removed to ensure proper adhesion of Lexel. We recommend McKanica® Silicone Caulk Remover.\*

\*McKanica® is a registered trademark of Jakqumar AG Corporation Switzerland, Zug, Switzerland.

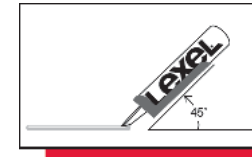
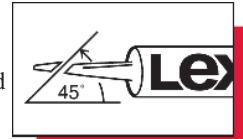
- Joint design: Insert Sashco's Filler Rope™ (backer rod) into joints deeper than 1/2" to provide for proper sealant depth and a stronger, longer lasting seal that uses less Lexel (refer to diagram for details).



## Applying Lexel

### Cartridge

- Choose bead size. Cut the nozzle at a 45° angle to your desired bead size and puncture inner seal.
- Gun Lexel in the joint and release the trigger at the end of each bead.



### Squeeze Tube

- Squeeze Lexel into the joint

To ensure best adhesion, tool (smooth out) the bead using soapy water or mineral spirits and a light, skimming touch.

# Clean-up & Storage

Clean tools with mineral spirits, paint thinner or citrus-based cleaners. Clean hands with citrus-based cleaners. Store remaining Lexel cartridges by tightly wrapping the nozzle with plastic wrap and a rubberband. Lexel squeeze tubes can be stored by tightly replacing the cap.

Visit [www.sashco.com](http://www.sashco.com) to learn about more Sashco premium products that help you get the job done right the first time. Because you can't afford to do it twice.